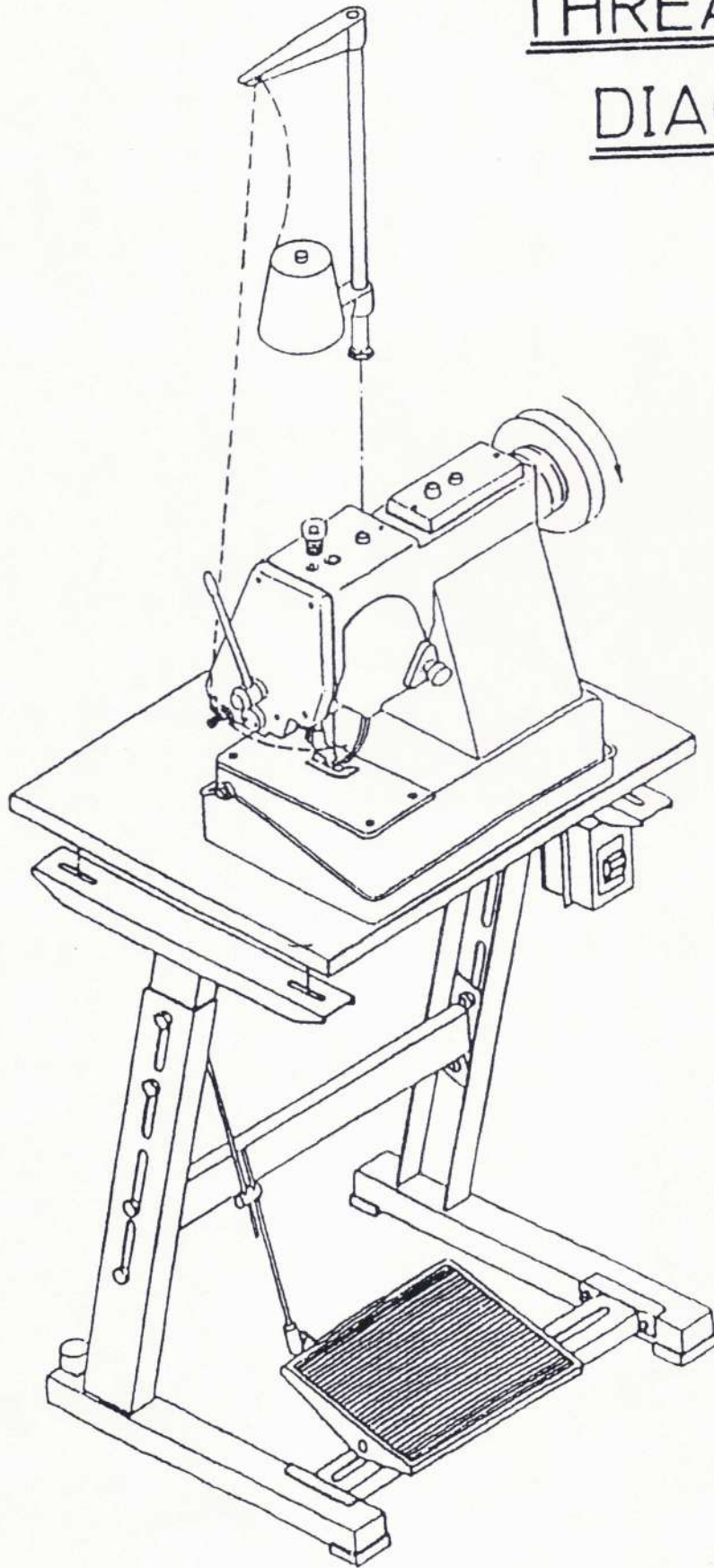


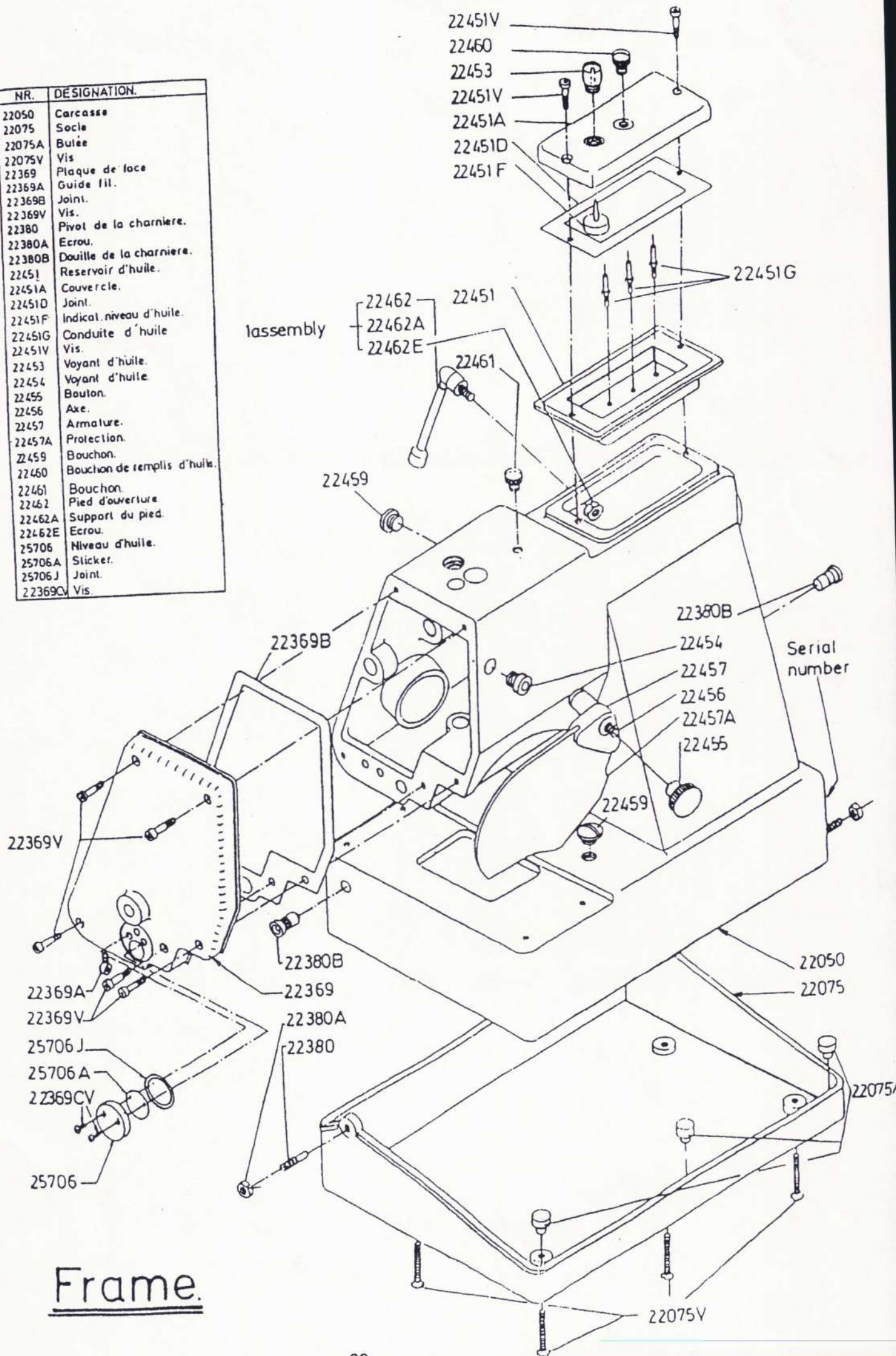
PARTS LIST

2300

THREADING
DIAGRAM.

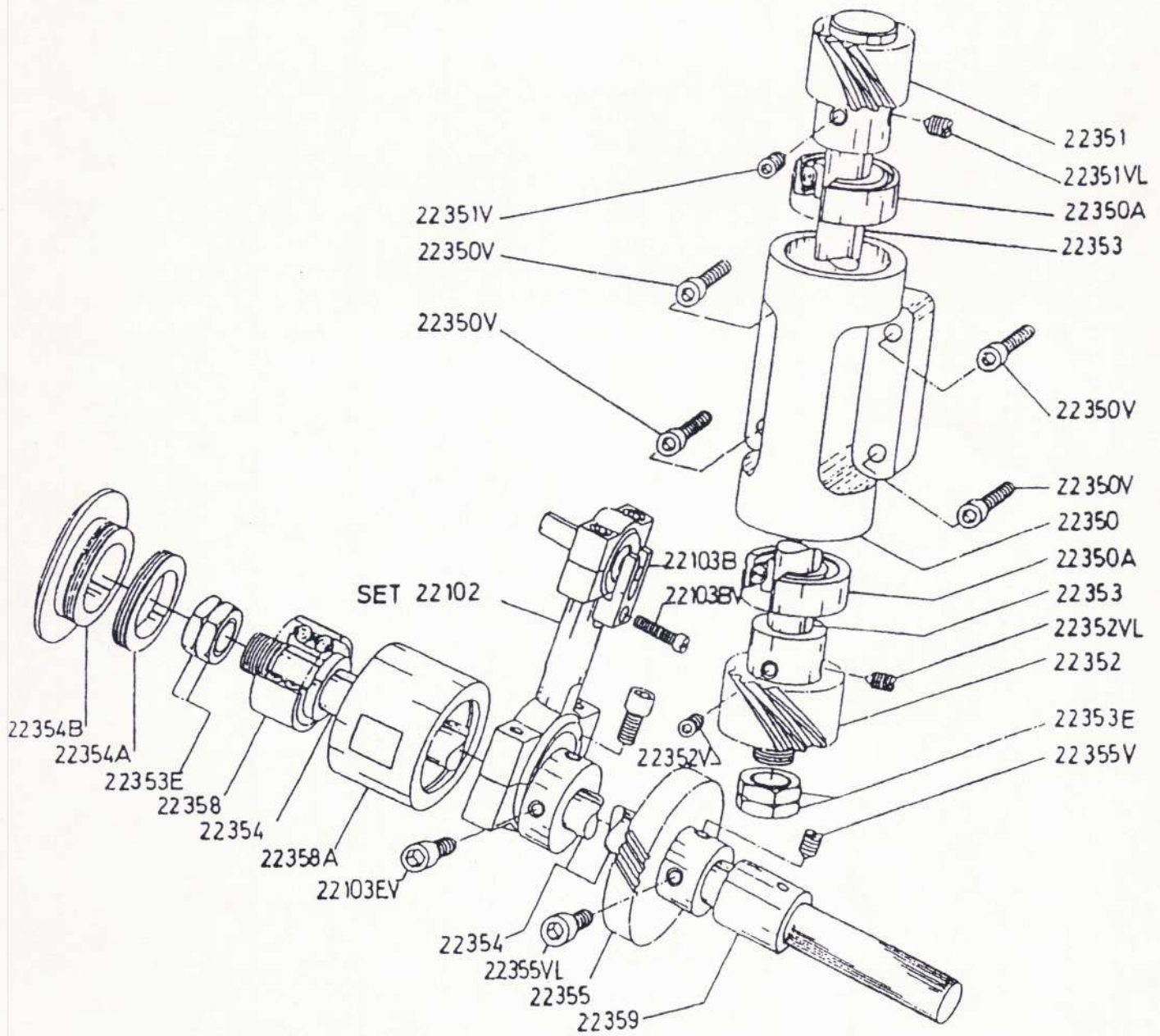


NR.	DESIGNATION.
22050	Carcasse
22075	Socle
22075A	Bulée
22075V	Vis
22369	Plaque de face
22369A	Guide fil.
22369B	Joint.
22369V	Vis.
22380	Pivot de la charniere.
22380A	Ecrou.
22380B	Douille de la charniere.
22451	Reservoir d'huile.
22451A	Couvercle.
22451D	Joint.
22451F	Indicat. niveau d'huile.
22451G	Conduite d'huile
22451V	Vis.
22453	Voyant d'huile.
22454	Voyant d'huile.
22455	Bouton.
22456	Axe.
22457	Armature.
22457A	Protection.
22459	Bouchon.
22460	Bouchon de remplis d'huile.
22461	Bouchon.
22462	Pied d'ouverture
22462A	Support du pied.
22462E	Ecrou.
25706	Niveau d'huile.
25706A	Sticker.
25706J	Joint.
22369C	Vis



Frame.

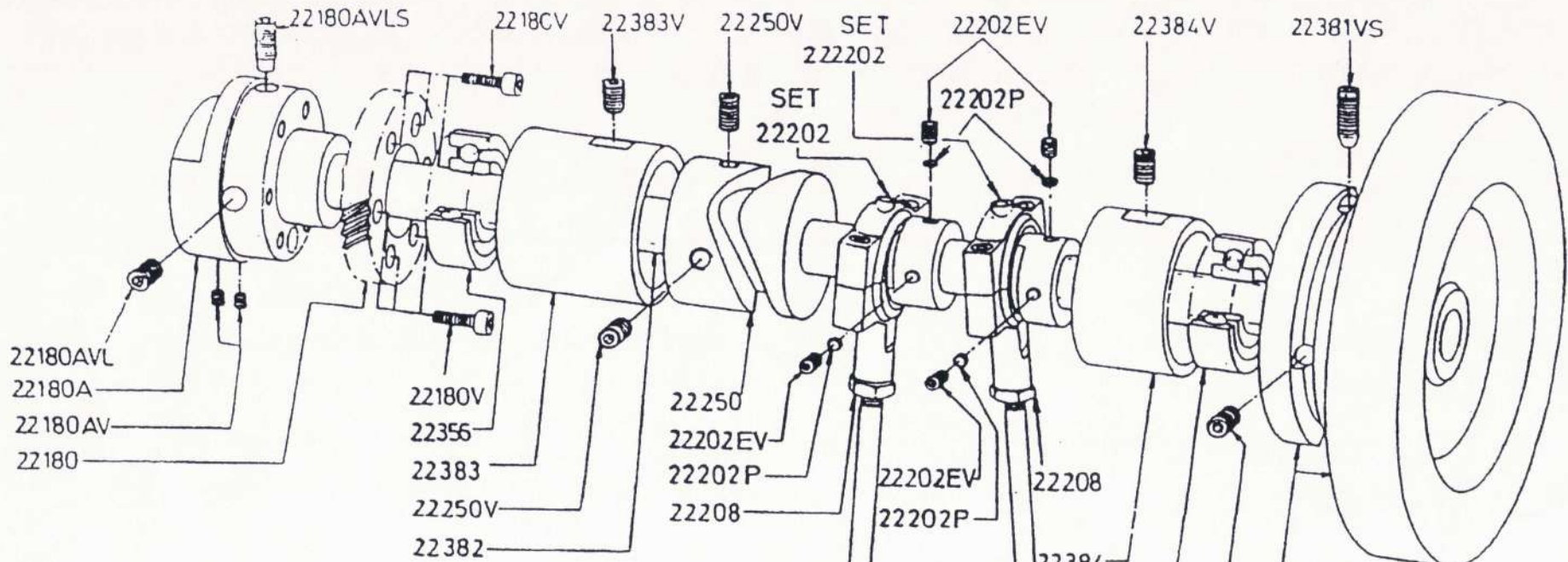
Hook bar mechanism.



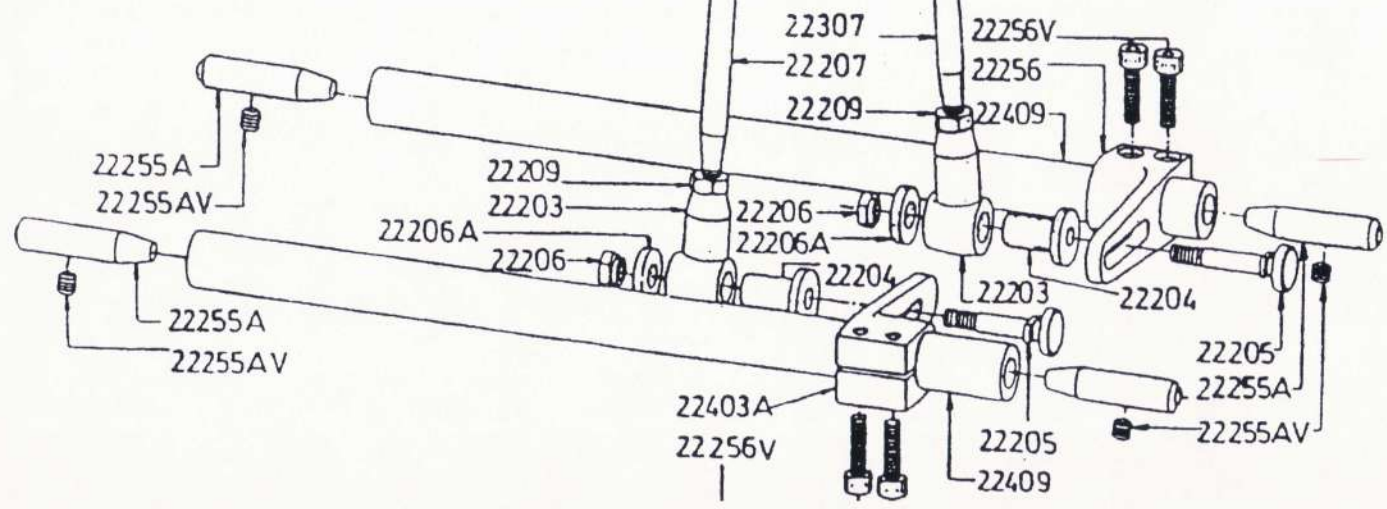
HOOK BAR MECHANISM

SET 22102	Complete connection rod
* 22102	Connection rod
22102V	Screw
22103B	Ball joint guide fork
22103BV	Screw
* 22103D	Ball joint
* 22103E	Eccentric
22103V	Screw
22103EV	Screw for eccentric
22350	Bearing holder
22350A	Bearing
22350V	Screw
22351	Upper gear
22351V	Screw
22351VL	Screw
22352	Lower gear
22352V	Screw
22352VL	Screw
22353	Shaft
22353E	Nut
22354	Shaft
22354A	Tread collar
22354B	Plug
22355	Gear
22355V	Screw
22355VL	Screw
22358	Bearing
22358A	Bushing
22359	Bushing

When ordering parts marked with a "*" whole set will be delivered.



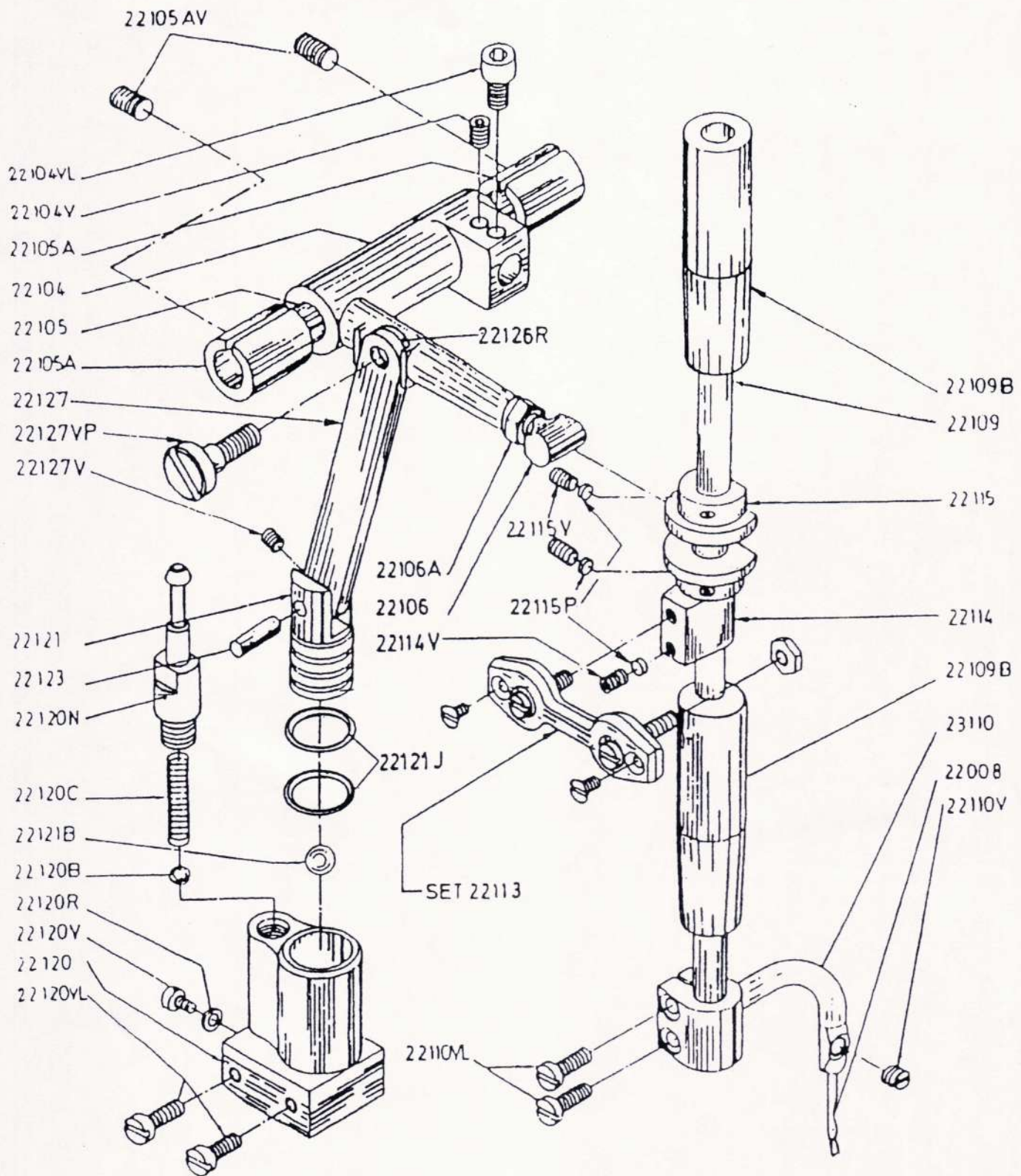
Main shaft with feed dog mechanism.



MAIN SHAFT & FEED-DOG MECHANISM

22180	Gear
22180A	Cam
22180AV	Screw
22180AVL	Screw
22180V	Screw
22180AVLS	Screw
SET 22202	Connection rod complete
* 22202	Connection rod
* 22202E	Feed driving eccentric
22202P	Protection
22202V	Screw
SET 222202	Connection rod complete
* 22202	Connection rod
* 222202E	Feed driving excentric
22202V	Screw
22202EV	Screw
22203	Rod foot
22204	Stitch regulating bushing
22205	Stitch regulating
22206	Nut for regulating stud
22206A	Washer
22207	Rod
22208	Nut
22209	Nut
22250	Cam
22250V	Screw
22255A	Crank-pin
22255AV	Screw
22256	Lever
22256V	Screw
22307	Rod
22356	Bearing
22381	Pulley
22381V	Screw
22381VS	Screw
22382	Main shaft
22383	Bearing bushing
22383V	Screw
22384	Bearing bushing
22384V	Screw
22403A	Lever
22409	Shaft

When ordering parts marked with a "*" whole set will be delivered.



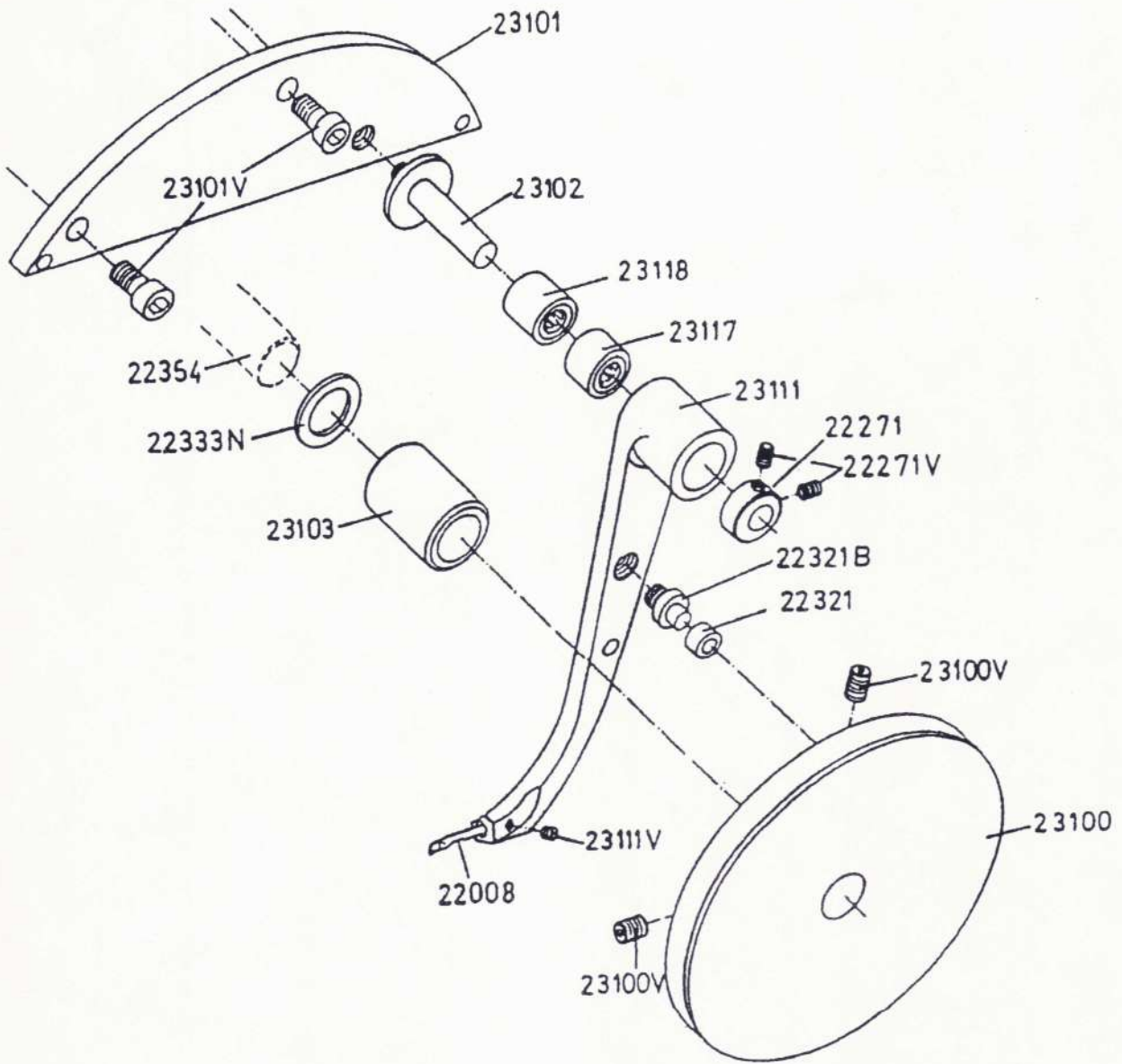
Hook bar mechanism
and oil pump.

HOOK BAR MECHANISM & OIL PUMP

22008	Upper hook
22104	Balanced lever
22104V	Screw
22104VL	Screw
22105	Shaft
22105A	Bushing
22105AV	Screw
22106	Knuckle
22106A	Nut
22109	Hook shaft
22109B	Hook shaft bushing
22110V	Screw
22110VL	Screw
SET 22113	Connection rod complete
* 22111	Ball stud
* 22111A	Ball stud
22112	Nut
* 22113	Connection rod
22113V	Screw
22114	Articulation
22114V	Screw
22115	Collar
22115V	Screw
22115P	Protection
SET 22120	Pump case complete
22120	Pump case
22120B	Ball
22120C	Spring
22120N	Connection
22120R	Washer
22120V	Screw
22120VL	Screw
22T21	Piston
22121B	Ball
22121J	O.Ring
22123	Pin
22126R	Washer
22127	Connection rod
22127V	Screw
22127VP	Clamp screw
23110	Hook clamp

When ordering parts marked with a "*" whole set will be delivered.

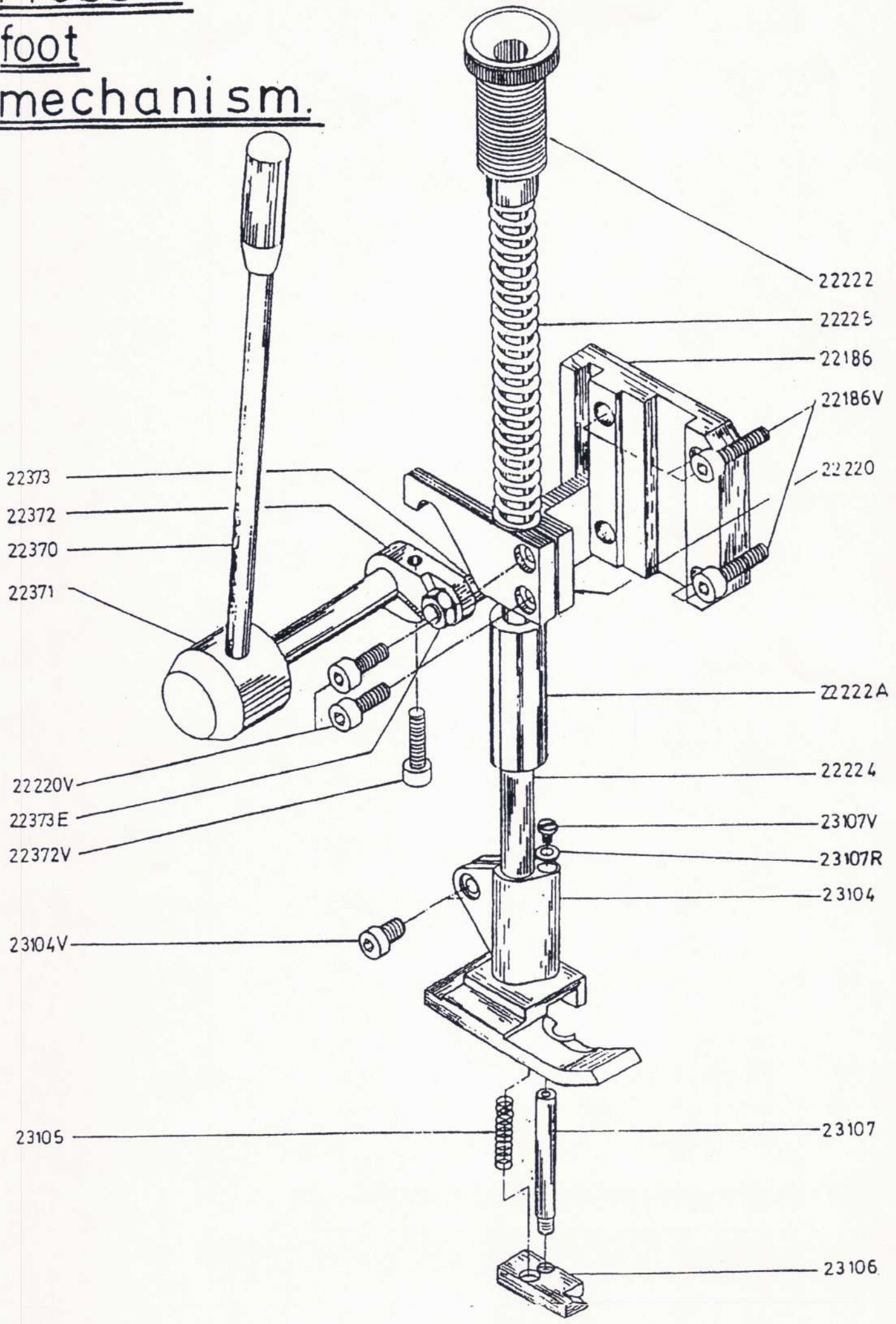
Hook mechanism.



HOOK MECHANISM

22008	Hook
22271	Collar
22271V	Screw
22321	Cam roller
22321B	Roller shaft
22333N	Washer
22354	Shaft
23100	Cam
23101	Plate
23101V	Screw
23102	Pin
23103	Bushing
23111	Hook lever
23111V	Screw
23117	Bearing
23118	Bearing

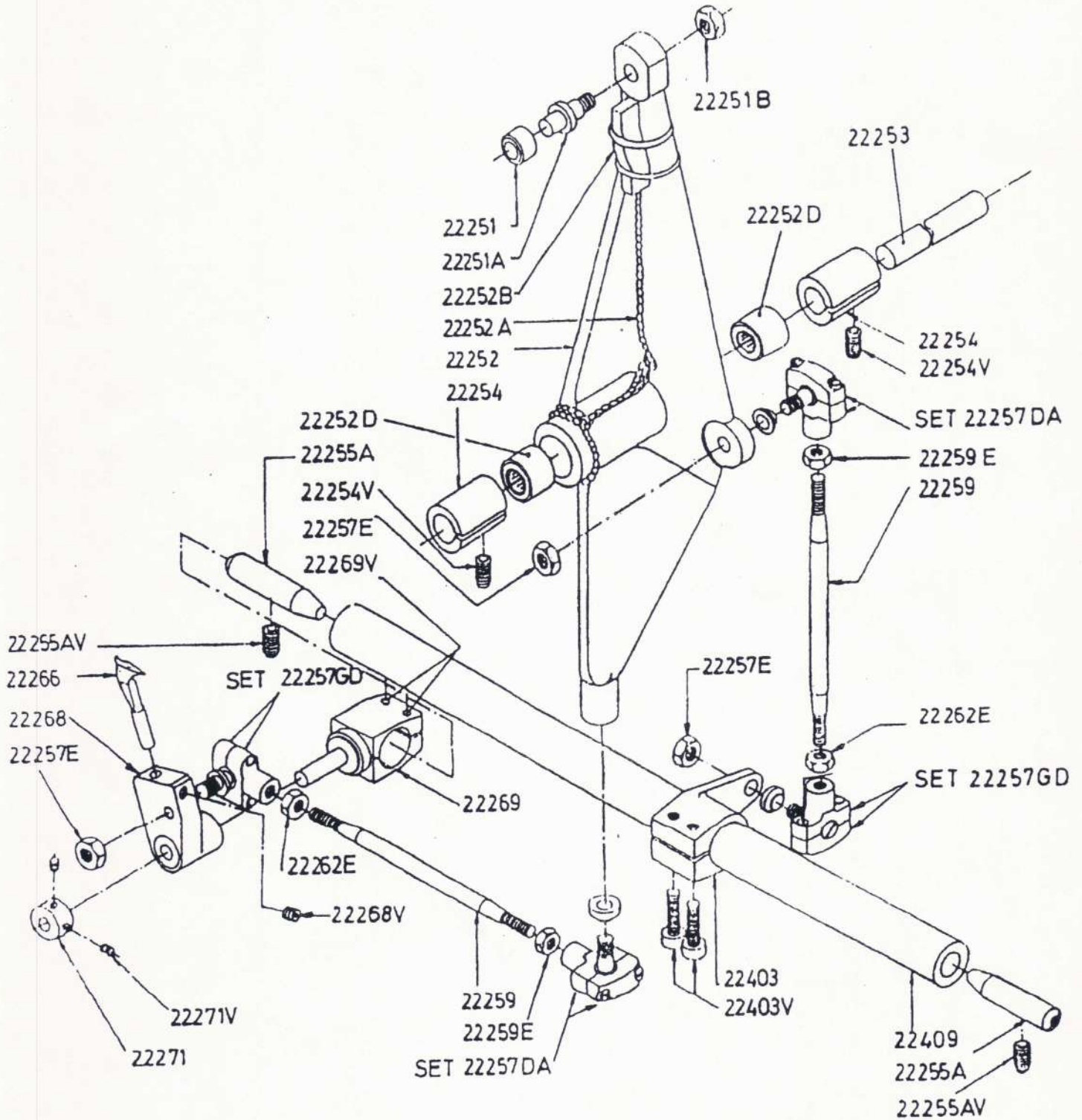
Presser foot mechanism.



PRESSER FOOT MECHANISM

22186	Guide
22186V	Screw
22220	Guide block
22220V	Screw
22222	Pressure regulating bushing
22222A	Bushing
22224	Presser foot shaft
22225	Spring
22370	Lever
22371	Presser foot lifter
22372	Presser bar lever
22372V	Screw
22373	Presser bar pin
22373E	Nut
23104	Presser foot
23104V	Screw
23105	Spring
23106	Foot-plate
23107	Rod
23107R	Washer
23107V	Screw

Lower looper mechanism.

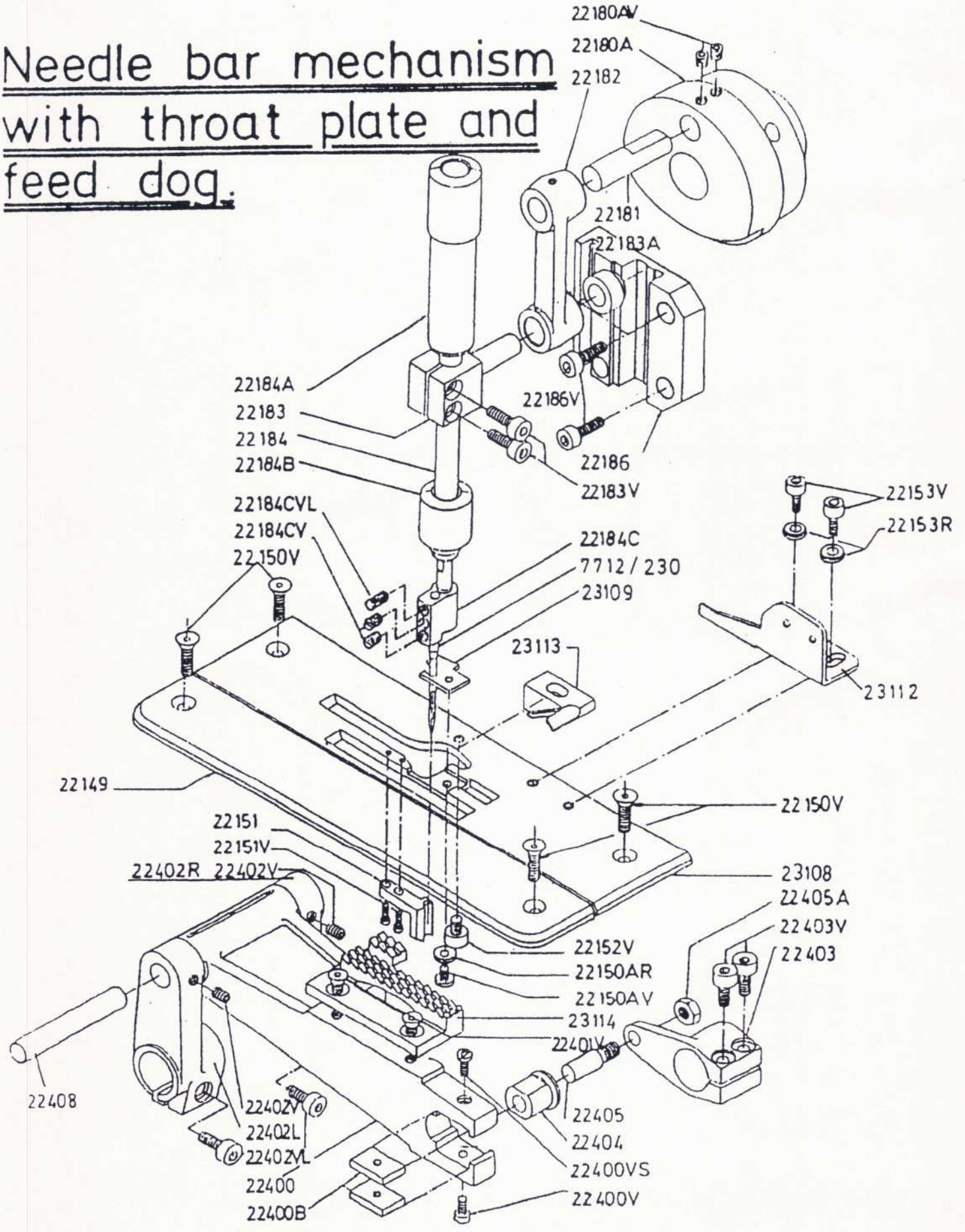


LOWER LOOPER MECHANISM

22251	Cam roller
22251A	Roller shaft
22251B	Nut
SET 22252	Intermediate lever complete
* 22252	Intermediate lever
22252A	Oil wick
22252B	Oil felt
22252D	Bearing
22253	Shaft
22254	Bushing
22254V	Screw
22255A	Feed shaft pin
22255AV	Screw
SET 22257DA	Ball joint complete
* 22257B	Ball stud
* 22257DA	Ball joint
22257R	Washer
22257VP	Clamp screw
SET 22257GD	Ball joint complete
* 22257B	Ball stud
* 22257GD	Ball joint
22257R	Washer
22257VP	Clamp screw
22257E	Nut
22259	Looper connecting rod
22259E	Nut
22262E	Nut
22266	Looper
SET 22268	Looper rocker complete
22268	Looper rocker
22268V	Screw
22269	Looper rocker stud
22269V	Screw
* 22270	Inner ring
22271	Block collar
22271V	Screw
22403	Lever
22403V	Screw
22409	Shaft

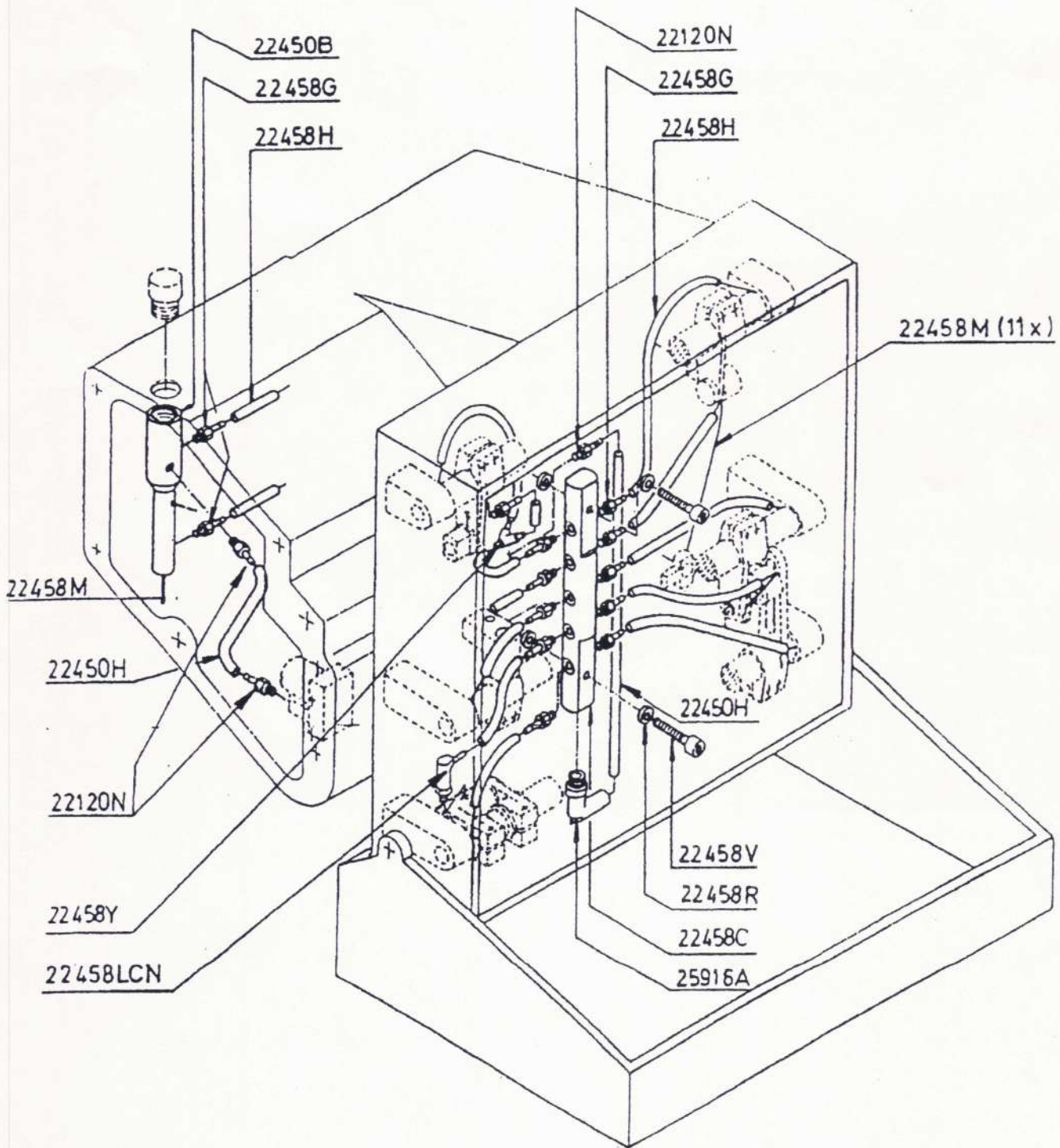
When ordering parts marked with a "*" whole set will be delivered.

Needle bar mechanism with throat plate and feed dog.



NEEDLE BAR & FEED DOG MECHANISM

22149	Needle plate complement
22150AR	Washer
22150AV	Screw
22150V	Screw
22151	Needle guide
22151V	Screw
22152V	Screw
22153R	Washer
22153V	Screw
22180A	Cam
22180AV	Screw
22181	Connecting link
22182	Needle bar connecting link
22183	Needle bar connecting stud
22183A	Guide roller
22183V	Screw
22184	Needle bar
22184A	Needle bar bushing
22184B	Needle bar bushing
22184C	Needle clamp
22184CV	Screw
22184CVL	Screw
22186	Needle bar guide
22186V	Screw
SET 22400	Main feed bar complete
22400	Main feed bar
22400B	Slide plate
22400V	Screw
22400VS	Screw
22401V	Screw
22402L	Feed dog bar bell crank
22402R	Feed dog bar bell crank
22402VL	Screw
22402V	Screw
22403	Lever
22403V	Screw
22404	Slide block
22405	Roller shaft
22405A	Nut
22408	Feed bar shaft
23108	Needle plate
23109	Interchangeable finger
23112	Carpet guide
23113	Work valve
23114	Feed dog



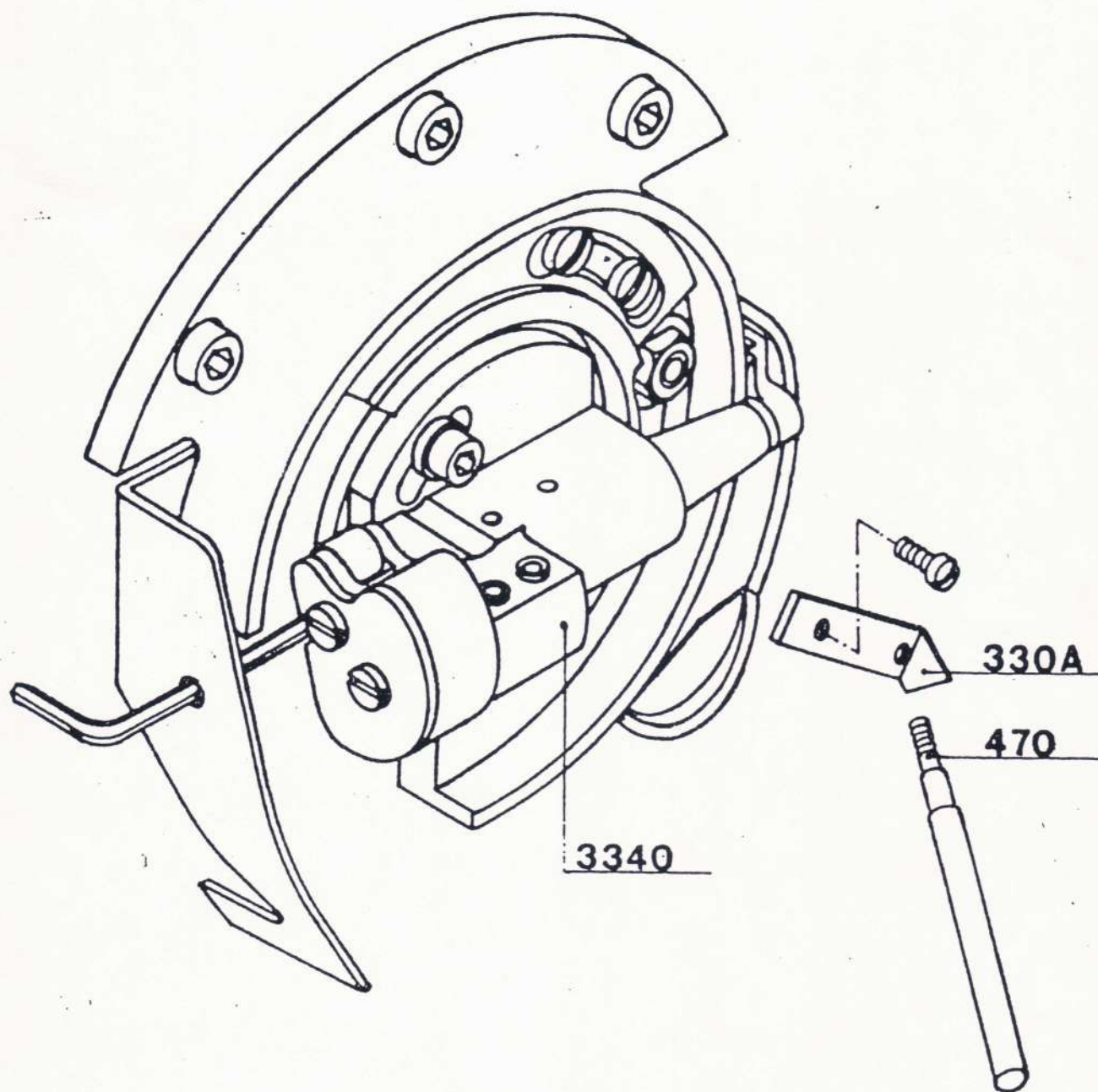
Lubricating circuit.

LUBRICATING CIRCUIT

SET 22450	Upper oil distributor
22120N	Connection
22450B	Oil distributor
22450H	Hose
22458G	Connection
22458H	Hose
SET 22458	Lower oil distributor
22120N	Connection
22450H	Hose
22458C	Oil distributor
22458G	Connection
22458H	Hose
22458LCN	Connector
22458M	Lubrication cord
22458R	Washer
22458V	Screw
22458Y	Connection
25916A	Connection

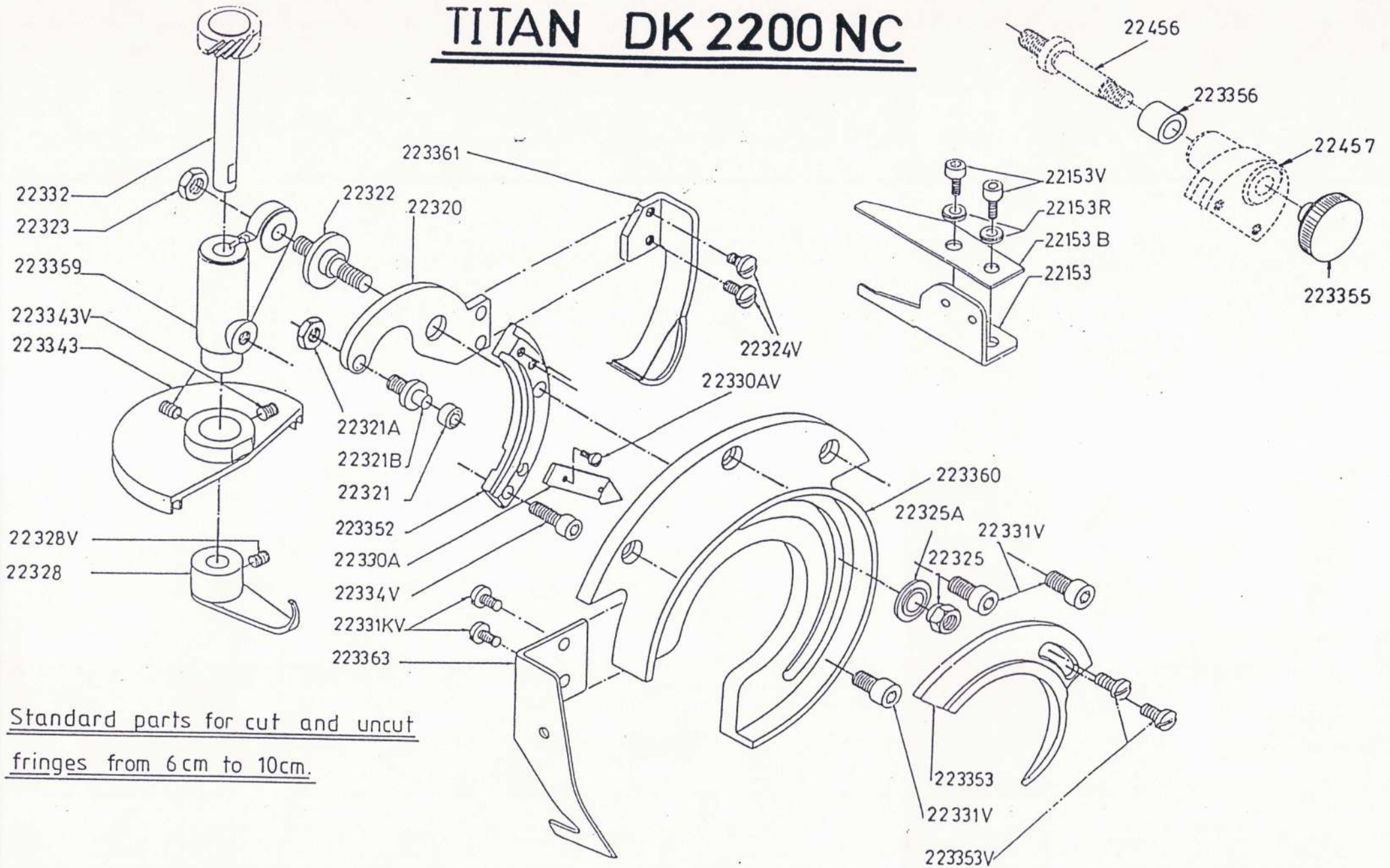
When ordering parts marked with a "*" whole set will be delivered.

TITAN DK 2200NC



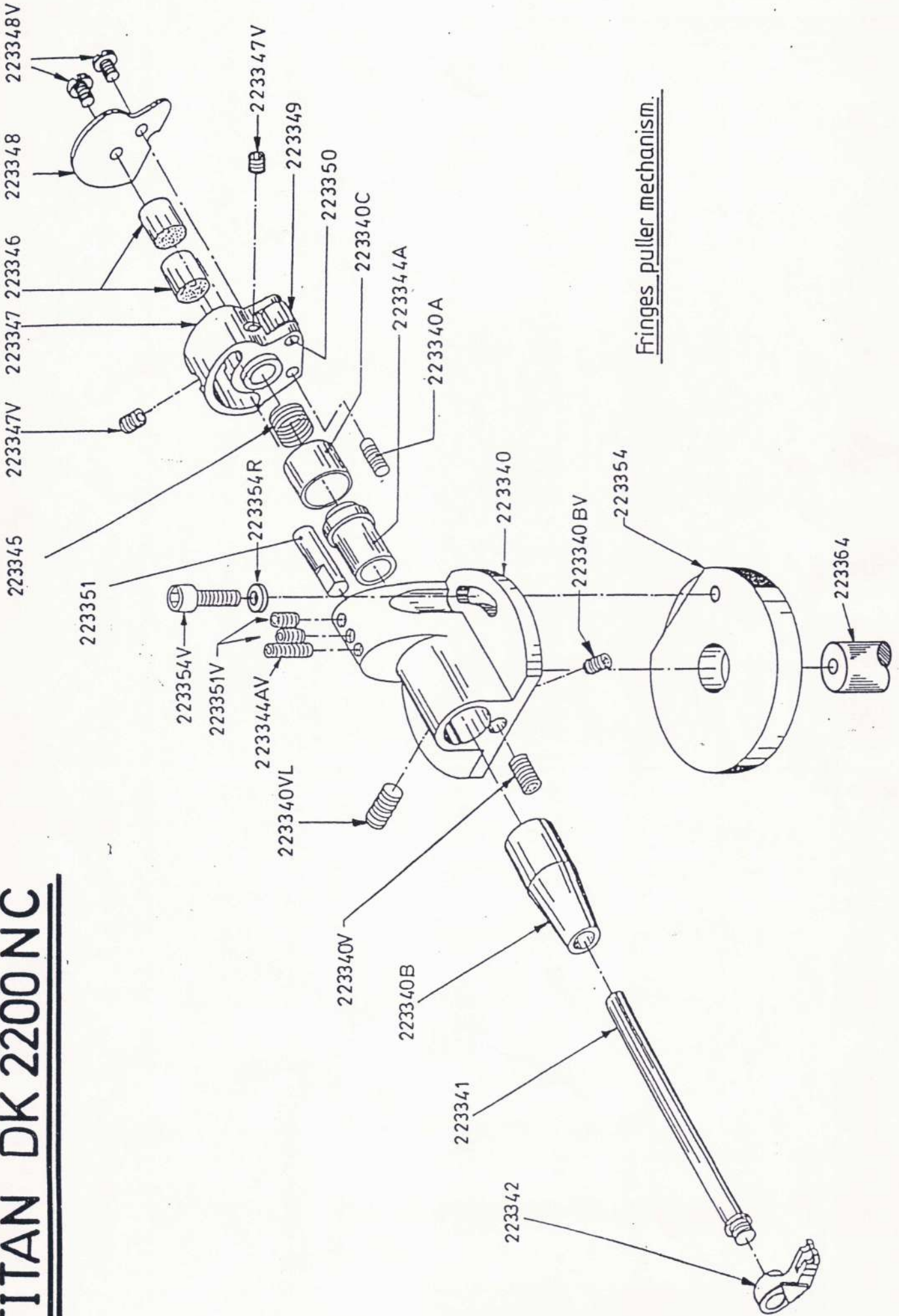
- To change uncut fringes into cut fringes an Allen key of 2,5 mm must be introduced in the clearance hole A (see drawing)
- The key must be introduced until contact with the screw is made, turn the key counter clockwise until a slight resistance is noticed.
WARNING : effort provided on the key must remain very gentle.
- When this has been done, the knife must be fitted to the machine according to the drawing.

TITAN DK 2200 NC



Standard parts for cut and uncut
fringes from 6cm to 10cm.

TITAN DK 2200 NC



Fringes puller mechanism.

PARTS LIST DK 2200NC

223340	Fringes puller body
223340A	Screw
223340B	Buselure
223340BV	Screw
223340C	Ring
223340V	Screw
223340VL	Screw
223341	Shaft
223342	Looper
223343	Protection
223343V	Screw
223344A	Ring
223344AV	Screw
223345	Spring
223346	Shock-absorber
223347	Tumbler
223347V	Screw
223348	Plate
223348V	Screw
223349	Roller
223350	Shaft
223351	Rod
223351V	Screw
223352	Regulator sector
223353	Sector
223353V	Screw
223354	Came
223354V	Screw
223354R	Washer
223355	Nut
223356	Ring
223359	Spreader Body
223360	Merry go round
223361	Thread puncher
223363	Protection
223364	Shaft